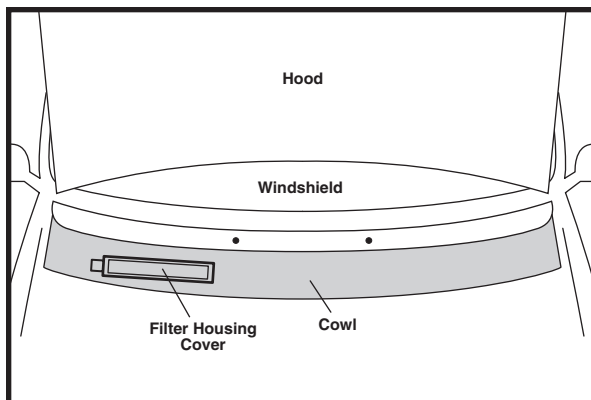



CABIN AIR FILTER

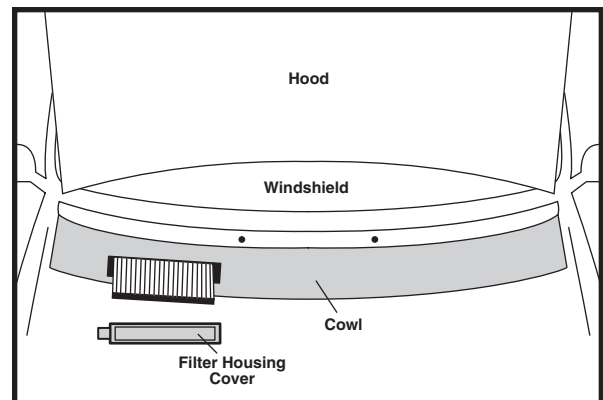
IDENTIFICATION / INSTALLATION

FORD

PA4152



1. Open hood.
2. Unsnap and remove filter housing cover on passenger side of cowl.



3. Replace filter and reassemble.

Notice: The information provided is based on the latest authoritative information available at press time. However, due to manufacturers' changes, and year and model variations, Baldwin Filters cannot be responsible for misapplications and instruction errors.

BALDWIN FILTERS® **BALDWIN**
a CLARCOR company

4400 East Highway 30 ■ P.O. Box 6010
Kearney, Nebraska 68848-6010
Phone: (308) 234-1951 ■ Toll Free: (800) 822-5394
Fax: (800) 828-4453 ■ Int'l Fax: (308) 237-9769
Internet: www.baldwinfilter.com